

METHOD AND DEVICE FOR COMPILING A DOCUMENT

Inventors: Jerry Richard Waese,
Natalie McFarlane,



7 DRAWING SHEETS

Fig. 1

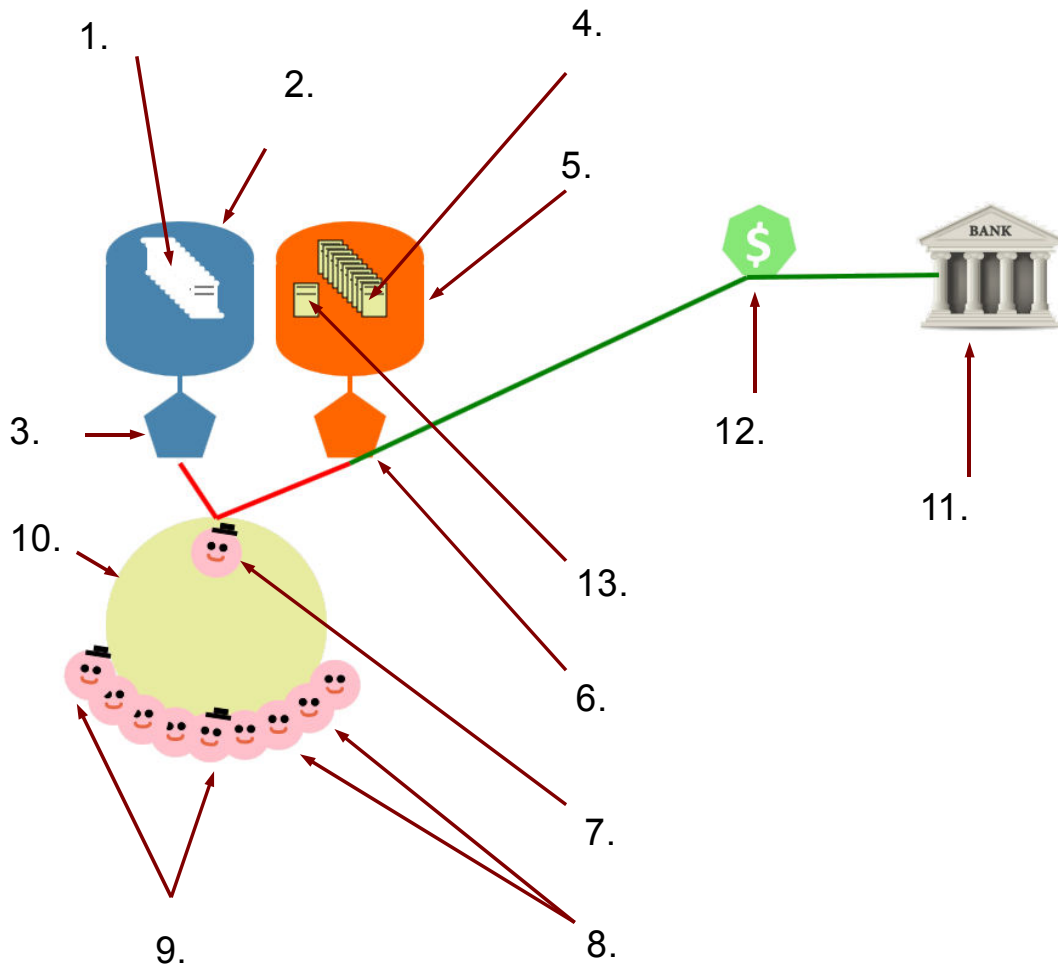


Fig. 2

14.

15.

```
{
  "Agreement": {
    "Name": "Services Subscription Plan"
    "Sources": {
      "HUB": "PILG",
      "Author": "Natalie McFarlane",
      "Date": "04042013",
      "extensions": {
        "Permitted": "yes"
      }
    }
  },
  "Keywords": ["Service", "Subscription"],
  "Price": "$10.00",
  "MinRoyalty": "$2.00",
  "MaxRoyalty": "$4.00"
},
"Clauses": {
  "Title": {
    "mutable": "yes",
    "progressTime": "Signing",
    "text": "[NAME]Services Subscription Plan",
    "promptMedia": "SSP1.mp3",
    "promptPage": "SSP1GetTitle.php",
    "Block": "no"
  }
  "SubTitle": {
    "mutable": "yes",
    "progressTime": "Signing",
    "text": "PARTICIPATING [NAME2] AGREEMENT",
    "promptMedia": "SSP2.mp3",
    "promptPage": "SSP1GetSubTitle.php",
    "Block": "no",
    "optional": "yes"
  }
  "Definitions": {
    "mutable": "yes",
    "progressTime": "24:00",
    "text":
["SSP3DefsClause.txt", "SSP3DefsClause2.txt", "SSP3DefsClause3.txt"],
    "promptMedia": "SSP3.mp3",
    "promptPage": "SSP1GetDefs.php",
    "Block": "no",
    "optional": "no"
  }
  "..."
}
}
```

16

Fig. 3

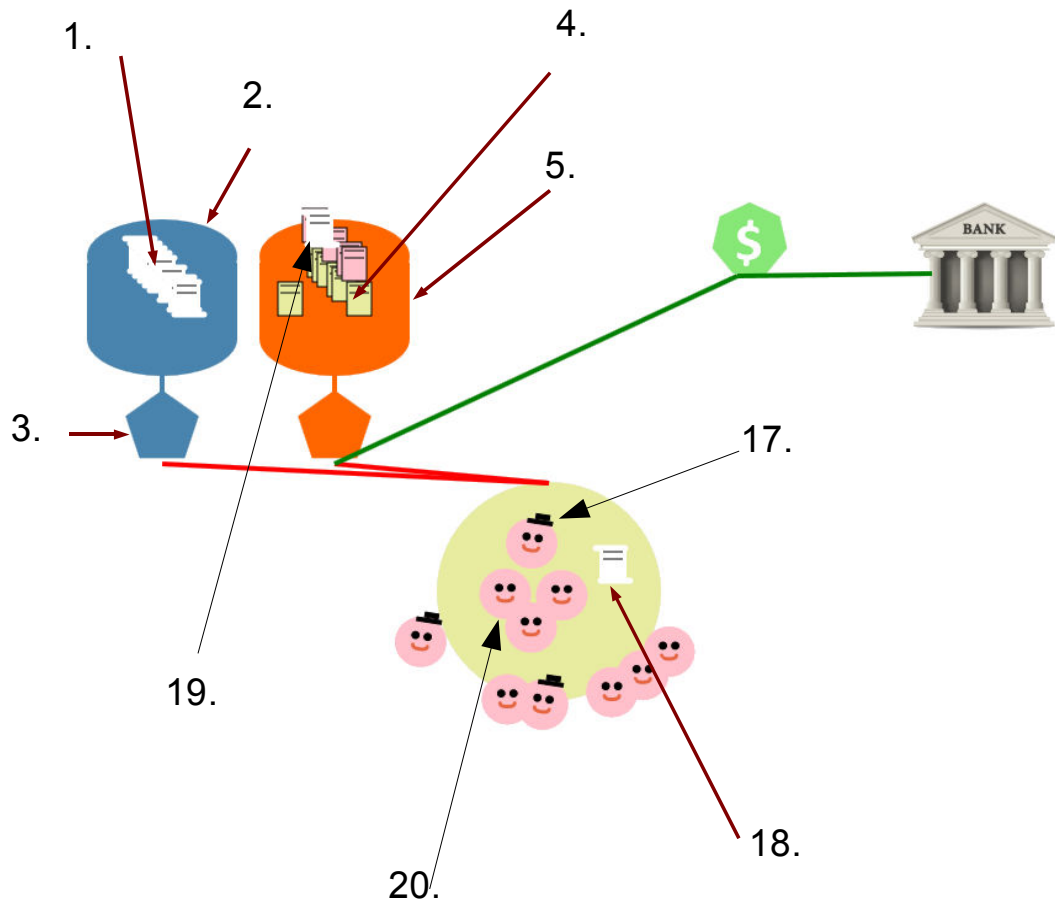


Fig. 4

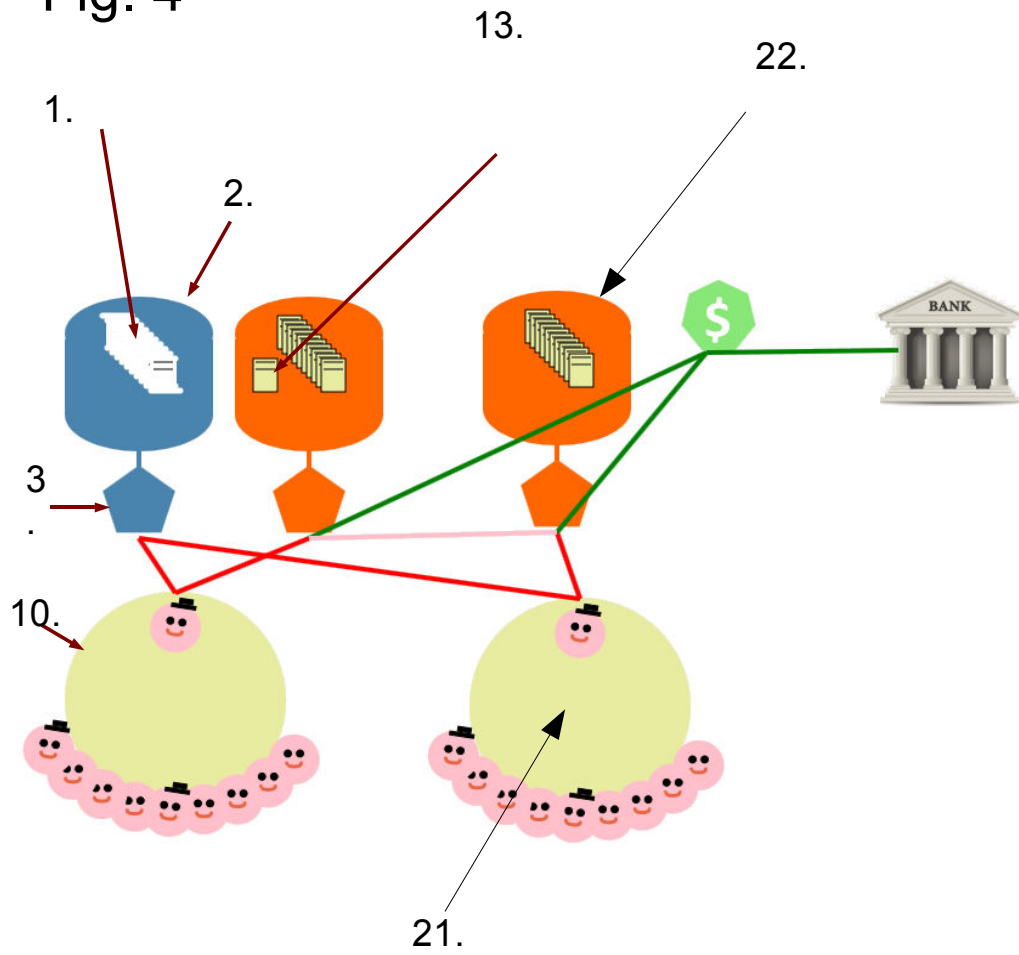


Fig. 5

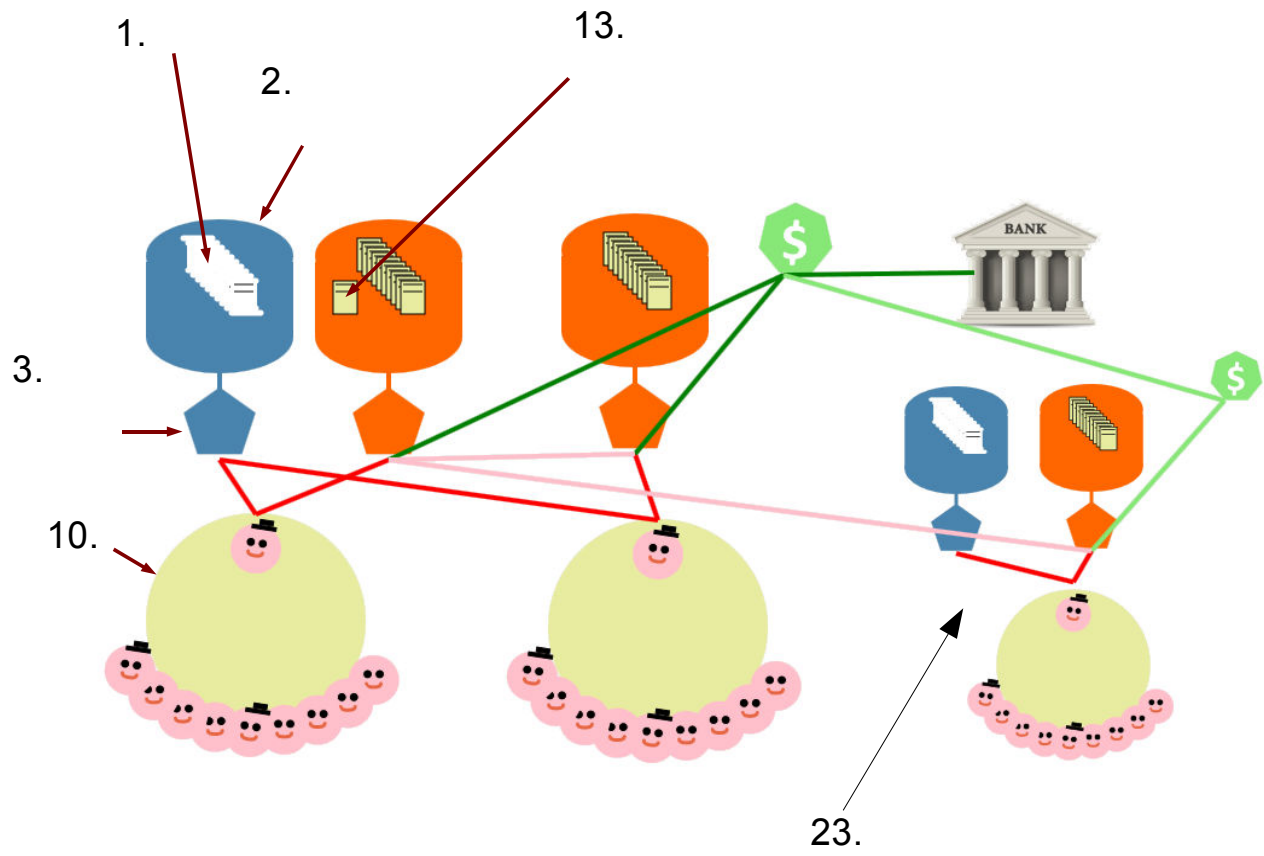
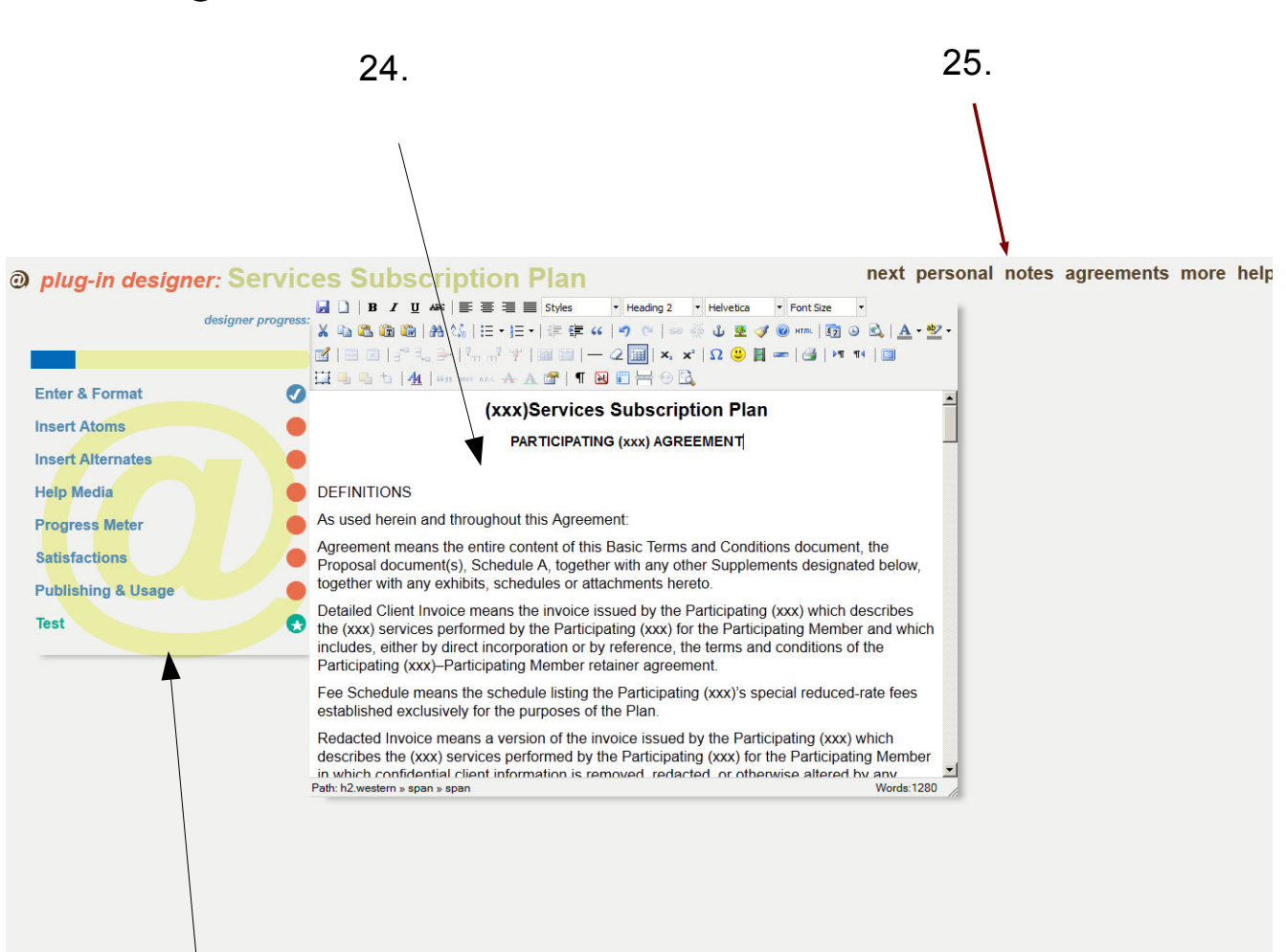


Fig. 6

24.

25.



26.

Fig. 7

27.

25.

The screenshot shows a web application interface for creating a living agreement. At the top left, there is a breadcrumb trail: **@ living agreement: OUR NEW AGREEMENT**. To the right of this are links for **next**, **personal**, **notes**, **agreements**, and **more help**. Below the breadcrumb is a **collaboration progress:** indicator with a blue and yellow bar. On the left side, there is a vertical navigation menu with the following items: **Vision** (checked), **Interact with Plug-in**, **Sign Living Agreement**, **Confirm Satisfaction**, **Extend Signed Agreement**, **Sign Static Agreement**, and **Review History**. The main content area is divided into four sections: 1. **WHAT IS THE MAIN PURPOSE OF THIS LIVING AGREEMENT?** with a text input field containing "Engaging in a new service company" and a dropdown menu. 2. **LIST THE KNOWN PARTICIPANTS AND THE CLASSES OF UNKNOWN PARTICIPANTS** with a text input field containing "enter names of collaborators, customers, service providers etc.". 3. **EXPECTATIONS - LIST THE DESIRED AND CRITICAL DATES FOR THE MATTER** with a text input field and a "Date Button" below it. 4. **NAME YOUR AGREEMENT** with a text input field containing "OUR NEW AGREEMENT" and an **APPLY** button. Below the main content area, there is a **CHOOSE @PLUG-IN** section. At the bottom of the page, there is an orange bar with the text **ad zone ...**. A large watermark "@agree" is overlaid on the central part of the interface.

28.